

Flagler County Public Library

OverDrive Media Console App Instructions

(Apple iOS and Android Devices)

WHAT YOU'LL NEED:

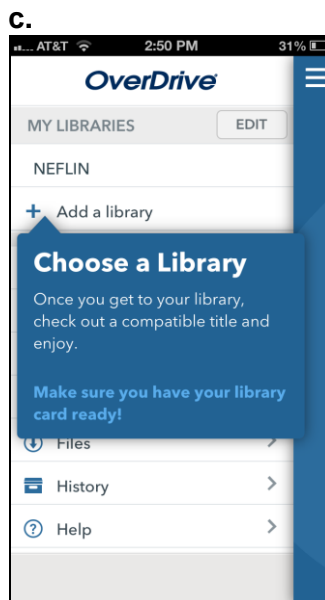
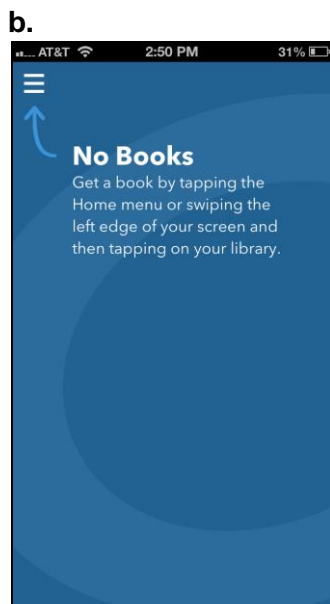
- One of the devices listed above.
- A valid Flagler County Public Library Card.
- An email address.
- Wireless Internet Access.
- An Adobe ID—If you don't have one, the OverDrive App will show you how to get one.

1. Download the OverDrive Media Console App to your device

- a. Open your device's App store.
- b. Search for OverDrive and install the free App.

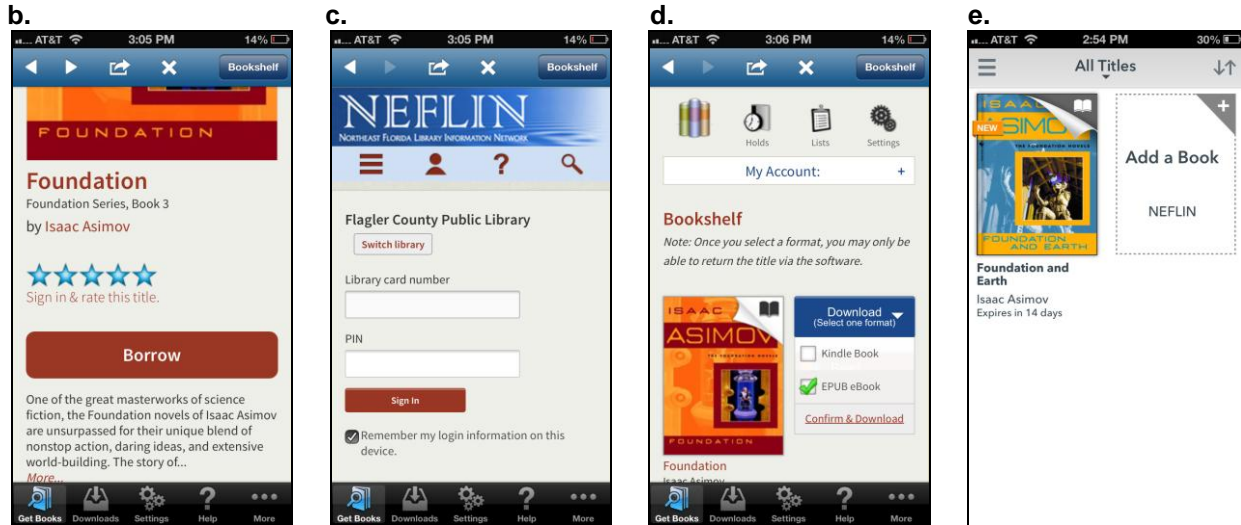
2. Go to the Flagler County Public Library NEFLIN eBook Site

- a. When you launch the OverDrive App, you will be prompted to "Get a Book."
- b. To do this, tap on the Home Button (the 3 lines) on the top left of the screen.
- c. You will then be prompted to either add a library or if you already have, just tap on NEFLIN.



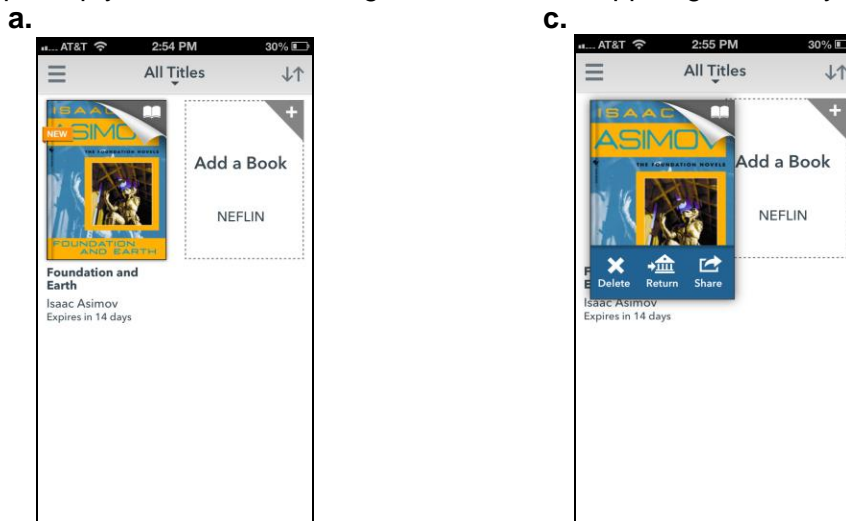
3. Browse and check out an eBook in EPUB or PDF format.

- Search for a specific eBook by using the search box at the top-right of the screen or browse by subject using the menu button at the top.
- When you've found a title, select "Borrow."
- When it asks for your login information, enter your Library Card # and Pin # (last 4 digits of your phone#)
- Tap "Download" and then choose EPUB or PDF format.
- If you have not authorized your device with Adobe you will be prompted to either sign in or get an Adobe ID.
- The eBook will then automatically load into your OverDrive Bookshelf.
- To get to the Bookshelf, tap the Home Button (the Three Lines) and then Bookshelf from the menu.



4. Reading library eBooks

- Tap the eBook you want to read from the OverDrive Bookshelf to open it.
- All titles have a lending period of 21 days and will automatically expire from your device when the lending period is up - there are no late fees.
- To return a book early, tap and hold the picture of the eBook and more options should be displayed.
- If the title is already checked out by another patron, you can place a hold and put yourself on a wait list. When the item is ready for you, you will be notified by email and then given three days to pick it up. You must pick up your held item through the OverDrive App to get it onto your device.



For additional information, please go to <http://help.overdrive.com> or see the Reference Desk.